

European Union (EU-27)

12-months ending March

Volume (tonnes swt)	Chilled		Frozen		Total	
	12-months ending March	Y-O-Y % chg.	12-months ending March	Y-O-Y % chg.	12-months ending March	Y-O-Y % chg.
Total	6,376	-34	377	-13	6,752	-33
Grainfed	6,050	-28	351	-16	6,401	-27
Grassfed	326	-75	25	83	351	-73

Calendar year-to-March

Chilled		Frozen		Total	
2021 YTD	Y-O-Y % chg.	2021 YTD	Y-O-Y % chg.	2021 YTD	Y-O-Y % chg.
1,924	-12	34	-24	1,959	-12
1,901	-5	22	-52	1,923	-6
23	-88	13	-	36	-81

Month of March

Chilled			Frozen			Total		
2021 March	M-O-M % chg.	Y-O-Y % chg.	2021 March	M-O-M % chg.	Y-O-Y % chg.	2021 March	M-O-M % chg.	Y-O-Y % chg.
537	-39	30	13	-41	-26	550	-39	28
515	-42	66	-	-	-	515	-43	57
22	2,151	-78	13	-	-	35	3,450	-65

United Kingdom

12-months ending March

Volume (tonnes swt)	Chilled		Frozen		Total	
	12-months ending March	Y-O-Y % chg.	12-months ending March	Y-O-Y % chg.	12-months ending March	Y-O-Y % chg.
Total	1,038	-67	34	-66	1,072	-67
Grainfed	907	-62	34	-63	941	-62
Grassfed	131	-84	-	-100	131	-84

Calendar year-to-March

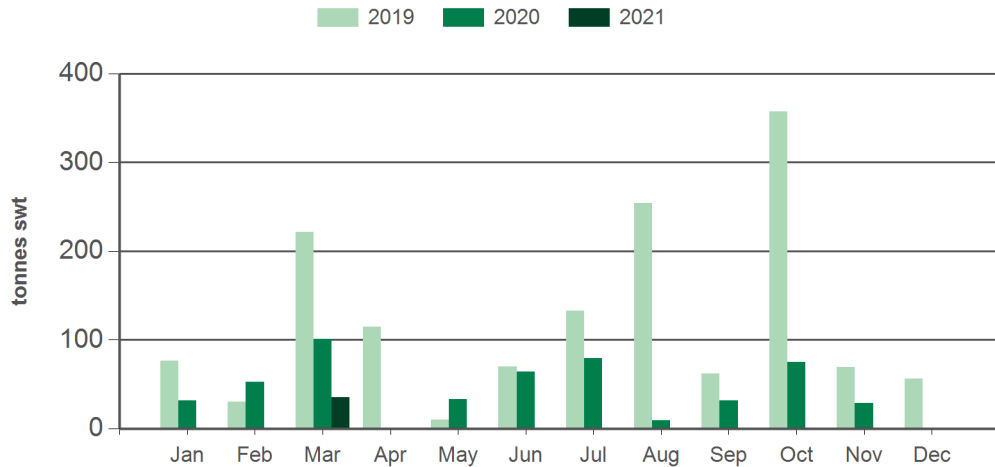
Chilled		Frozen		Total	
2021 YTD	Y-O-Y % chg.	2021 YTD	Y-O-Y % chg.	2021 YTD	Y-O-Y % chg.
141	-77	14	-48	155	-76
141	-75	14	-48	155	-74
-	-	-	-	-	-

Month of March

Chilled			Frozen			Total		
2021 March	M-O-M % chg.	Y-O-Y % chg.	2021 March	M-O-M % chg.	Y-O-Y % chg.	2021 March	M-O-M % chg.	Y-O-Y % chg.
59	19	-66	-	-	-	59	-7	-68
59	19	-63	-	-	-	59	-7	-66
-	-	-	-	-	-	-	-	-

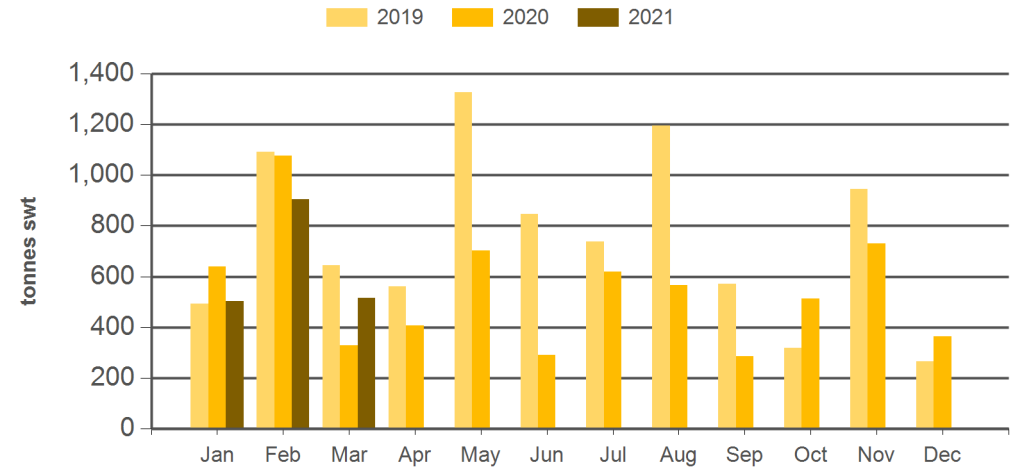
Source: DAWR. SWT = Shipped weight. YTD = Calendar year-to-March. Y-O-Y = Year-on-year. M-O-M = Month-on-month. Grainfed is the prefix for grainfed beef. Grassfed is the prefix for grassfed beef. For further information email globalindustryinsights@mla.com.au.

Monthly grassfed beef exports to the EU



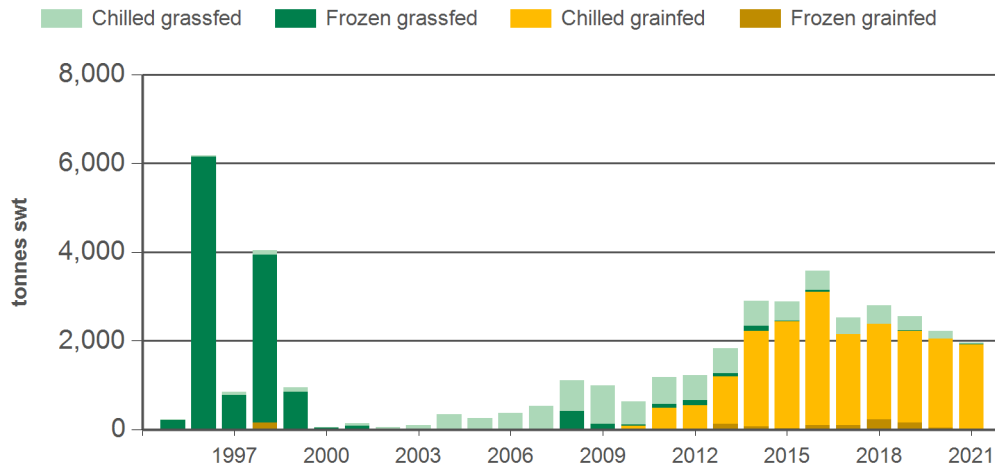
Source: DAWR, Prepared by MLA

Monthly grainfed beef exports to the EU



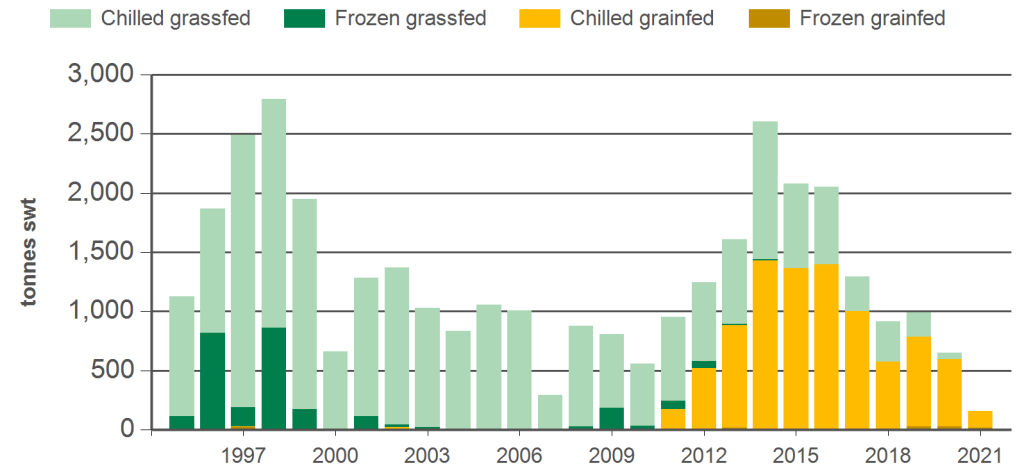
Source: DAWR, Prepared by MLA

Year-to-March beef exports to the EU



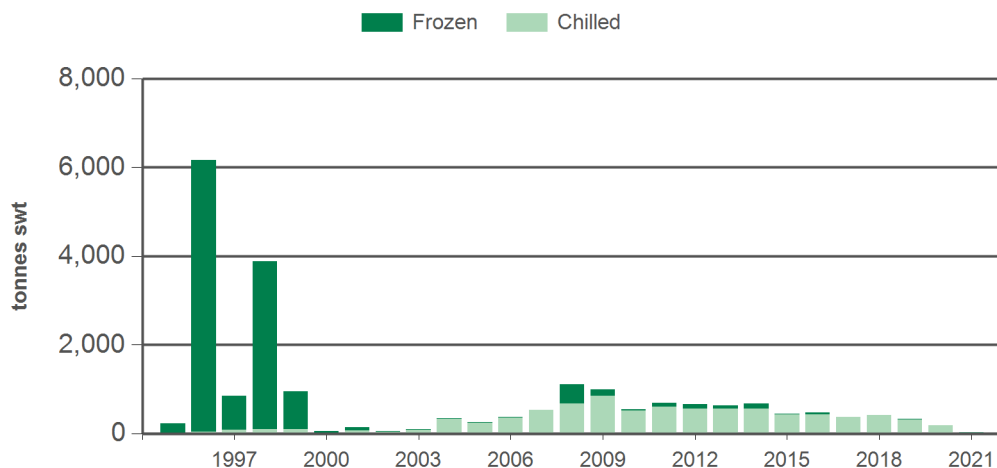
Source: DAWR, Prepared by MLA

Year-to-March beef exports to the UK



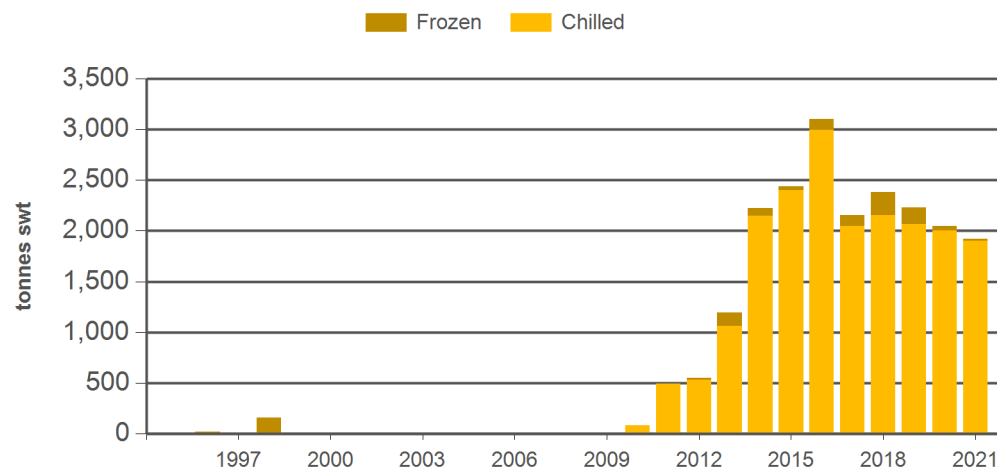
Source: DAWR, Prepared by MLA

Year-to-March grassfed beef exports to the EU



Source: DAWR, Prepared by MLA

Year-to-March grainfed beef exports to the EU



Source: DAWR, Prepared by MLA

Historical beef exports to the European Union (EU-27) - Calendar year totals

Volume (tonnes swt)	2006	2007	2008	2009	2010	2011	2012	2013	2014	2015	2016	2017	2018	2019	2020	2021 YTD	Y-O-Y % chg.
Total	2,149	2,466	6,407	4,426	5,007	6,139	7,239	9,723	14,023	13,984	13,142	11,832	11,272	10,454	7,024	1,959	-12
Grainfed	0	8	36	9	1,966	2,836	3,662	6,689	11,029	11,513	11,165	9,526	8,597	8,998	6,523	1,923	-6
Grassfed	2,149	2,458	6,371	4,417	3,041	3,303	3,577	3,034	2,995	2,472	1,977	2,307	2,674	1,456	501	36	-81

Historical beef exports to the United Kingdom - Calendar year totals

Volume (tonnes swt)	2006	2007	2008	2009	2010	2011	2012	2013	2014	2015	2016	2017	2018	2019	2020	2021 YTD	Y-O-Y % chg.
Total	6,307	3,487	5,468	4,881	4,878	6,698	7,710	10,204	10,595	9,460	7,699	6,041	4,395	3,604	1,567	155	-76
Grainfed	0	0	1	4	580	1,388	2,600	4,812	5,455	4,615	4,814	4,371	2,556	2,646	1,379	155	-74
Grassfed	6,307	3,487	5,468	4,877	4,298	5,309	5,110	5,391	5,141	4,845	2,884	1,670	1,839	958	188	0	-

Source: DAWR. YTD = Calendar year-to-March. Grainfed is the prefix for grainfed beef. Grassfed is the prefix for grassfed beef. For further information email globalindustryinsights@mla.com.au.