

European Union (UK inclusive)

12-months ending July

Volume (tonnes swt)	Chilled		Frozen		Total	
	12-months ending July	Y-O-Y % chg.	12-months ending July	Y-O-Y % chg.	12-months ending July	Y-O-Y % chg.
Total	16,457	-2	688	58	17,145	-1
Grainfed	11,454	-13	676	69	12,130	-11
Grassfed	5,003	36	12	-65	5,015	35

Calendar year-to-July

Chilled		Frozen		Total	
2018 YTD	Y-O-Y % chg.	2018 YTD	Y-O-Y % chg.	2018 YTD	Y-O-Y % chg.
8,968	-9	454	55	9,422	-7
6,055	-24	442	57	6,497	-21
2,913	55	12	-	2,925	55

Month of July

Chilled			Frozen			Total		
2018 July	M-O-M % chg.	Y-O-Y % chg.	2018 July	M-O-M % chg.	Y-O-Y % chg.	2018 July	M-O-M % chg.	Y-O-Y % chg.
931	-33	-38	41	-39	-22	973	-33	-38
326	-66	-71	41	-39	-22	367	-64	-69
606	40	57	-	-	-	606	40	57

United Kingdom

12-months ending July

Volume (tonnes swt)	Chilled		Frozen		Total	
	12-months ending July	Y-O-Y % chg.	12-months ending July	Y-O-Y % chg.	12-months ending July	Y-O-Y % chg.
Total	5,133	-15	-	-100	5,133	-15
Grainfed	3,079	-27	-	-100	3,079	-28
Grassfed	2,054	14	-	-100	2,054	14

Calendar year-to-July

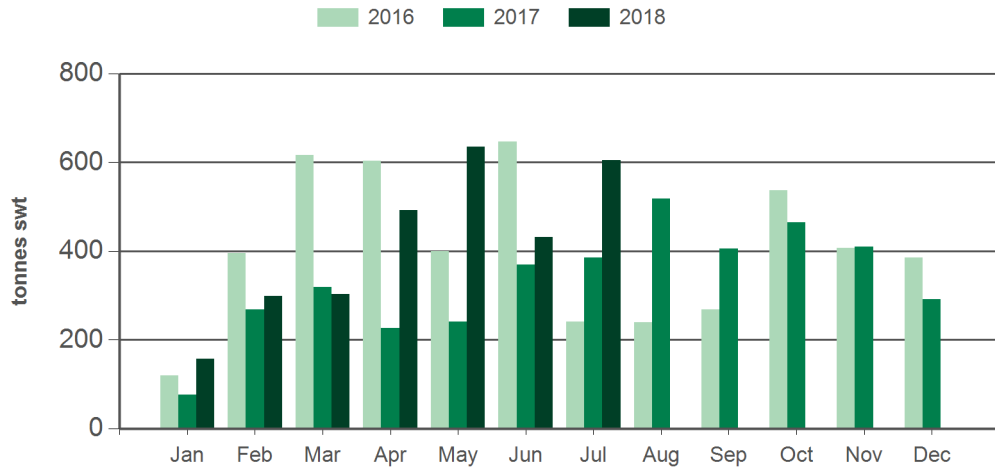
Chilled		Frozen		Total	
2018 YTD	Y-O-Y % chg.	2018 YTD	Y-O-Y % chg.	2018 YTD	Y-O-Y % chg.
2,597	-26	-	-	2,597	-26
1,439	-47	-	-	1,439	-47
1,158	50	-	-	1,158	50

Month of July

Chilled			Frozen			Total		
2018 July	M-O-M % chg.	Y-O-Y % chg.	2018 July	M-O-M % chg.	Y-O-Y % chg.	2018 July	M-O-M % chg.	Y-O-Y % chg.
195	-64	-66	-	-	-	195	-64	-66
84	-75	-79	-	-	-	84	-75	-79
110	-45	-29	-	-	-	110	-45	-29

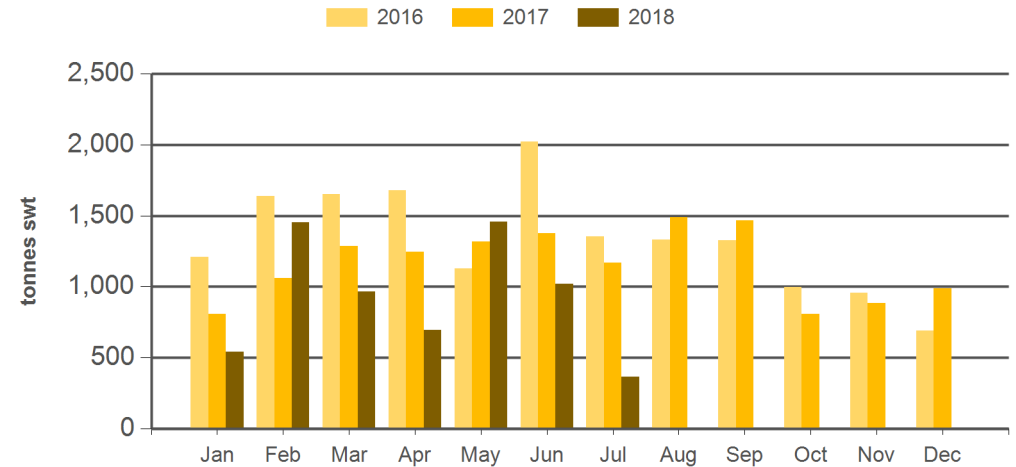
Source: DAWR. SWT = Shipped weight. YTD = Calendar year-to-July. Y-O-Y = Year-on-year. M-O-M = Month-on-month. Grainfed is the prefix for grainfed beef. Grassfed is the prefix for grassfed beef. For further information email marketinfo@mla.com.au.

Monthly grassfed beef exports to the EU



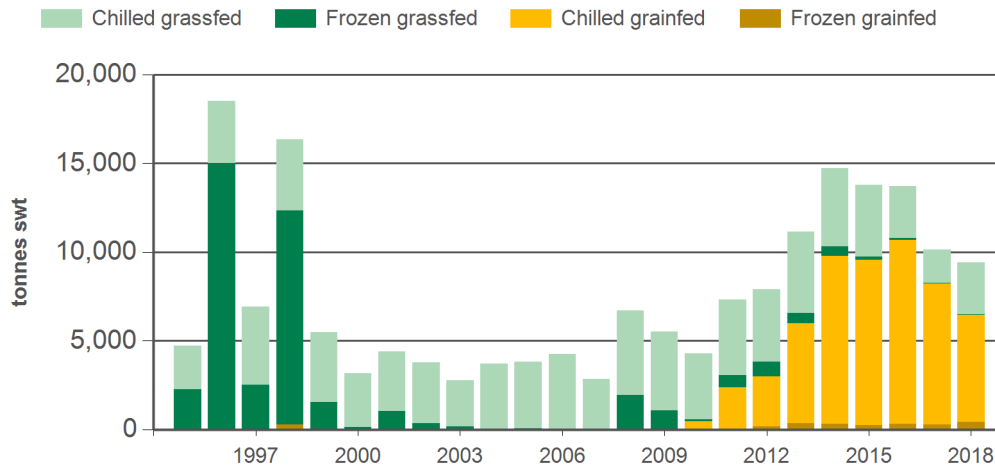
Source: DAWR, Prepared by MLA

Monthly grainfed beef exports to the EU



Source: DAWR, Prepared by MLA

Year-to-July beef exports to the EU



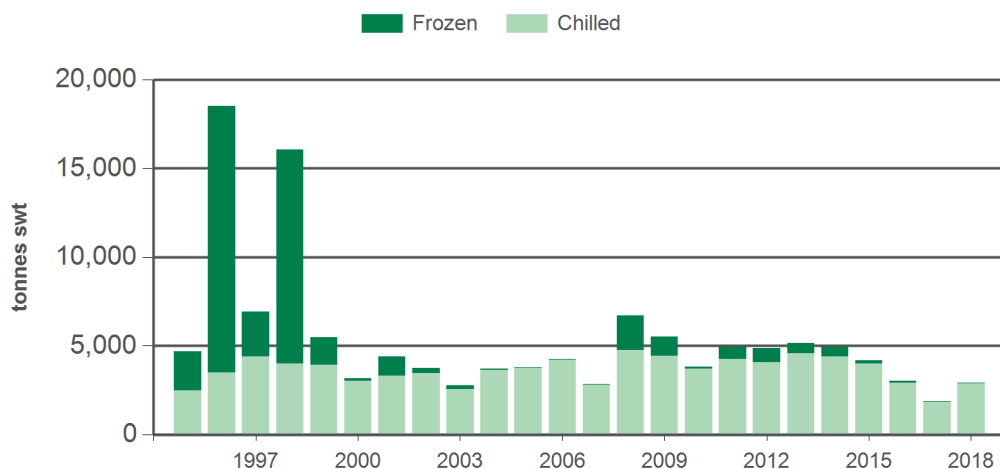
Source: DAWR, Prepared by MLA

Year-to-July beef exports to the UK



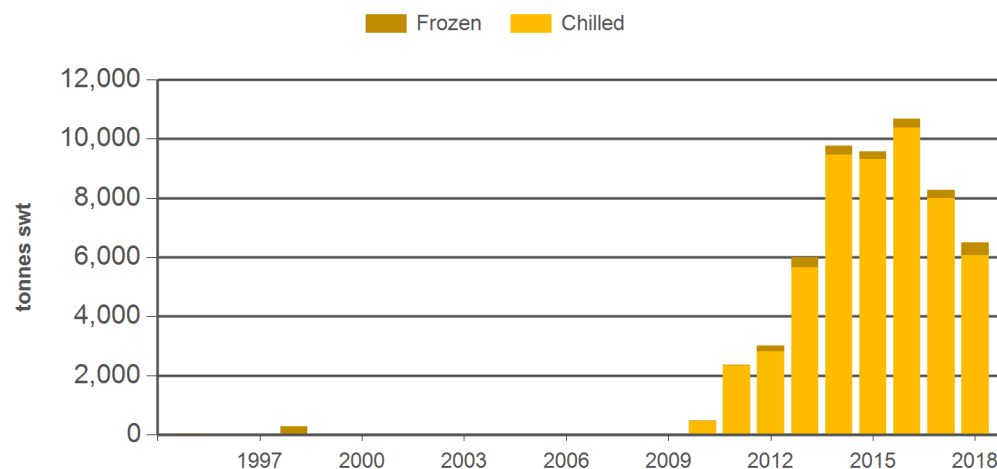
Source: DAWR, Prepared by MLA

Year-to-July grassfed beef exports to the EU



Source: DAWR, Prepared by MLA

Year-to-July grainfed beef exports to the EU



Source: DAWR, Prepared by MLA

Historical beef exports to the European Union (UK inclusive) - Calendar year totals

Volume (tonnes swt)	2003	2004	2005	2006	2007	2008	2009	2010	2011	2012	2013	2014	2015	2016	2017	2018 YTD	Y-O-Y % chg.
Total	5,670	6,756	6,469	8,457	5,953	11,876	9,307	9,885	12,836	14,949	19,927	24,619	23,445	20,841	17,873	9,422	-7
Grainfed	0	11	28	0	8	37	13	2,546	4,224	6,263	11,502	16,483	16,128	15,980	13,897	6,497	-21
Grassfed	5,670	6,745	6,441	8,456	5,945	11,839	9,294	7,339	8,612	8,686	8,425	8,135	7,317	4,862	3,977	2,925	55

Historical beef exports to the United Kingdom - Calendar year totals

Volume (tonnes swt)	2003	2004	2005	2006	2007	2008	2009	2010	2011	2012	2013	2014	2015	2016	2017	2018 YTD	Y-O-Y % chg.
Total	4,396	4,869	4,922	6,307	3,487	5,468	4,881	4,878	6,698	7,710	10,204	10,595	9,460	7,699	6,041	2,597	-26
Grainfed	0	0	26	0	0	1	4	580	1,388	2,600	4,812	5,455	4,615	4,814	4,371	1,439	-47
Grassfed	4,396	4,869	4,896	6,307	3,487	5,468	4,877	4,298	5,309	5,110	5,391	5,141	4,845	2,884	1,670	1,158	50

Source: DAWR. YTD = Calendar year-to-July. Grainfed is the prefix for grainfed beef. Grassfed is the prefix for grassfed beef. For further information email marketinfo@mla.com.au.