

12-months ending July

Volume (tonnes swt)	Chilled		Frozen		Total	
	12-months ending July	Y-O-Y % chg.	12-months ending July	Y-O-Y % chg.	12-months ending July	Y-O-Y % chg.
Total	3,996	-21	12,996	18	16,992	6
Lamb	3,996	-21	7,095	10	11,091	-4
Mutton	-		5,902	29	5,902	29

Calendar year-to-July

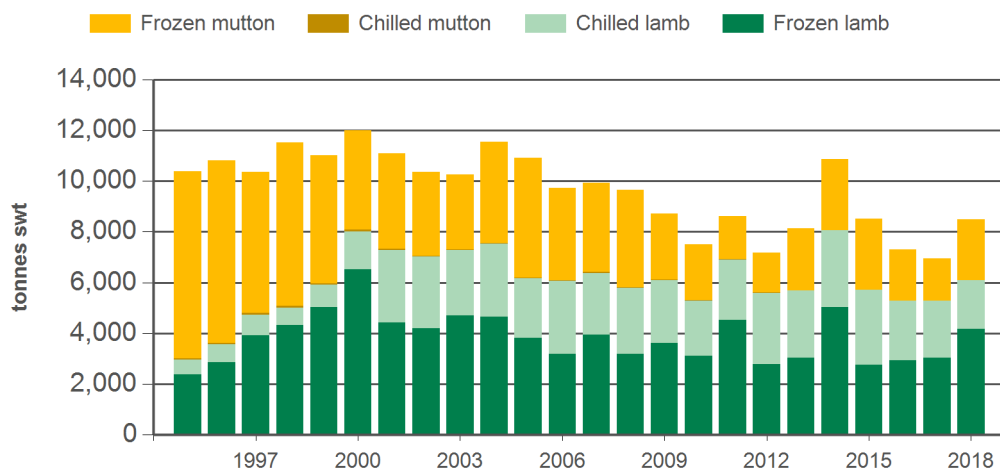
Chilled		Frozen		Total	
2018 YTD	Y-O-Y % chg.	2018 YTD	Y-O-Y % chg.	2018 YTD	Y-O-Y % chg.
1,931	-15	6,550	40	8,482	22
1,931	-15	4,163	38	6,095	15
-	-	2,387	44	2,387	44

Month of July

Chilled			Frozen			Total		
2018 July	M-O-M % chg.	Y-O-Y % chg.	2018 July	M-O-M % chg.	Y-O-Y % chg.	2018 July	M-O-M % chg.	Y-O-Y % chg.
164	-5	-1	559	-30	7	724	-26	5
164	-5	-1	368	-39	31	533	-32	19
-	-	-	191	-2	-21	191	-2	-21

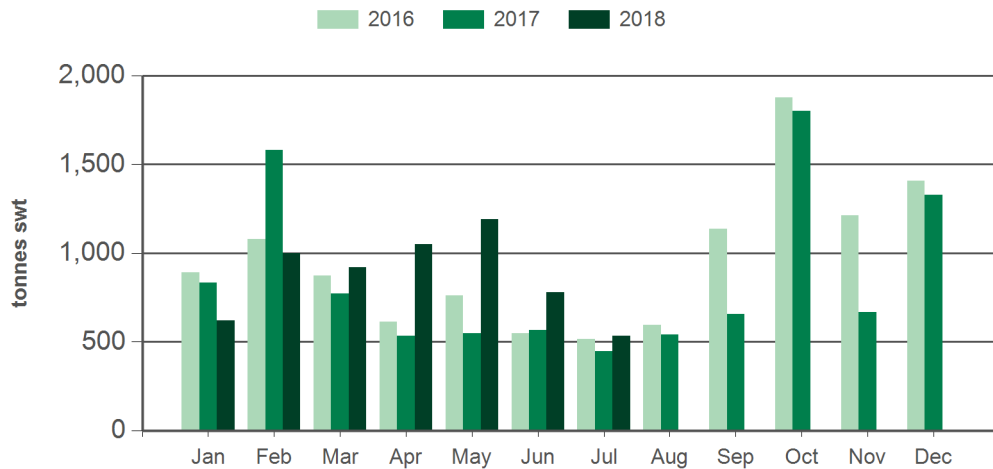
Source: DAWR. YTD = Calendar year-to-July. Y-O-Y = Year-on-year. M-O-M = Month-on-month. SWT = Shipped weight. For further information email marketinfo@mla.com.au.

Year-to-July sheepmeat exports to the EU



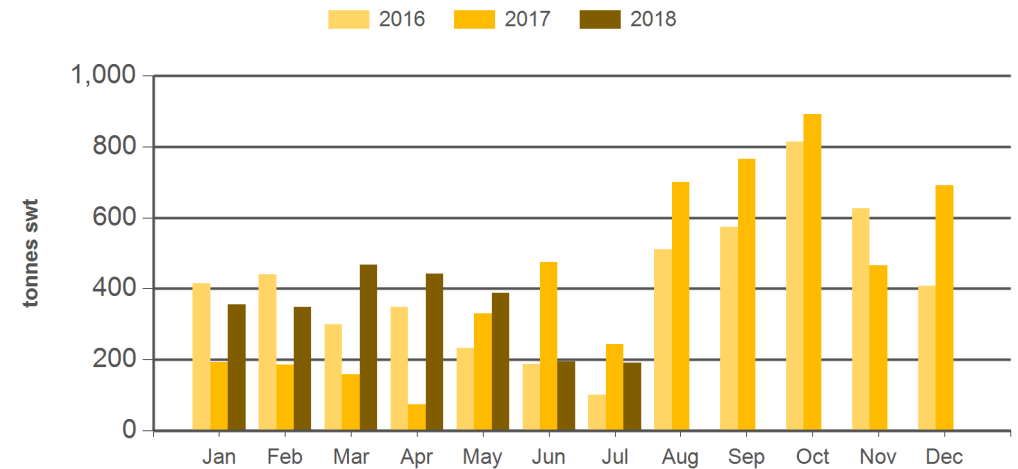
Source: DAWR, Prepared by MLA

Monthly lamb exports to the EU



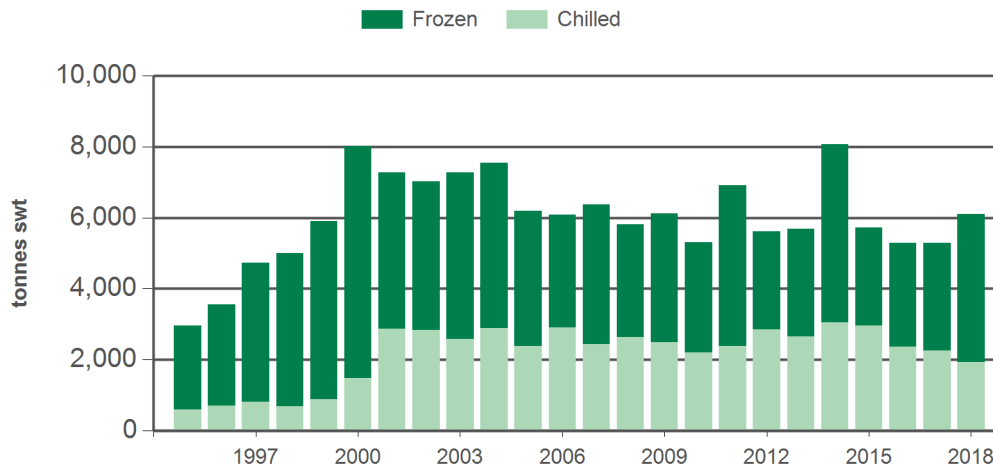
Source: DAWR, Prepared by MLA

Monthly mutton exports to the EU



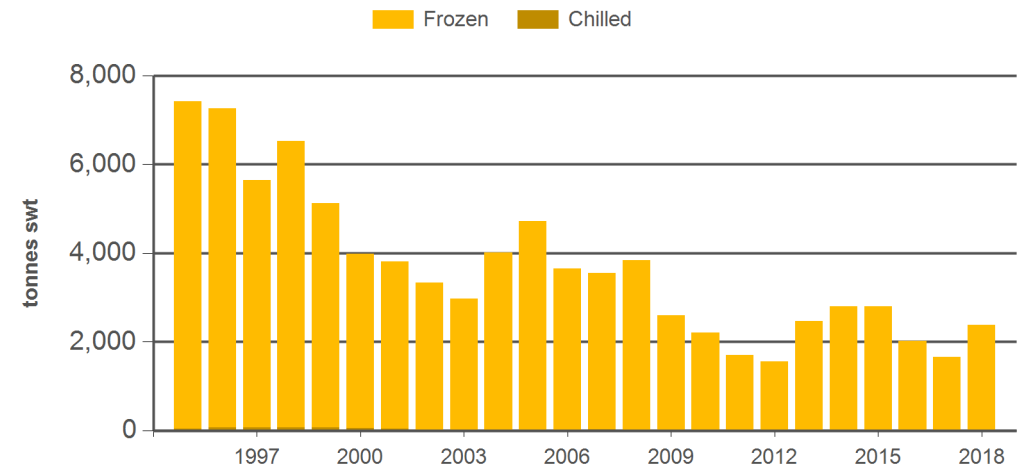
Source: DAWR, Prepared by MLA

Year-to-July lamb exports to the EU



Source: DAWR, Prepared by MLA

Year-to-July mutton exports to the EU



Source: DAWR, Prepared by MLA

Historical sheepmeat exports - Calendar year totals

Volume (tonnes swt)	2003	2004	2005	2006	2007	2008	2009	2010	2011	2012	2013	2014	2015	2016	2017	2018 YTD	Y-O-Y % chg.
Total	19,011	19,035	18,224	18,827	19,734	19,015	19,099	16,893	16,458	15,852	16,735	18,758	16,195	16,471	15,454	8,482	22
Lamb	14,748	12,210	10,592	11,808	12,734	11,581	13,730	11,951	12,930	12,129	11,747	14,042	10,656	11,512	10,281	6,095	15
Mutton	4,262	6,825	7,632	7,020	7,000	7,434	5,370	4,941	3,528	3,723	4,988	4,716	5,539	4,959	5,174	2,387	44

Source: DAWR. YTD = Calendar year-to-July. SWT = Shipped weight. For further information email marketinfo@mla.com.au.

NEED MORE INFORMATION?



Click here for further prices and market information:
<http://www.mla.com.au/prices-markets>



To download all historical data, click here to access MLA's statistics database:
<http://statistics.mla.com.au>



Email marketinfo@mla.com.au to subscribe to this or any other of MLA's market information reports